

## SCARY SHORT STORY ASSIGNMENT

You have been reading and learning about SCARY STORIES. You have seen how the scary story can have different forms and how different genres build fear and suspense. Your task now is to take what you have learned and write a short story (500- 750 words) that is scary.

You have many choices to make before you actually start writing the story. Choose a setting, characters, a problem, and a conclusion that fit what you know about scary stories. You will also have to choose a point of view to write in. If you are having difficulty with these ideas, you will be given a list of ideas to help you. You will use what you have studied to develop a story that is truly scary.


To write your story, follow these steps:

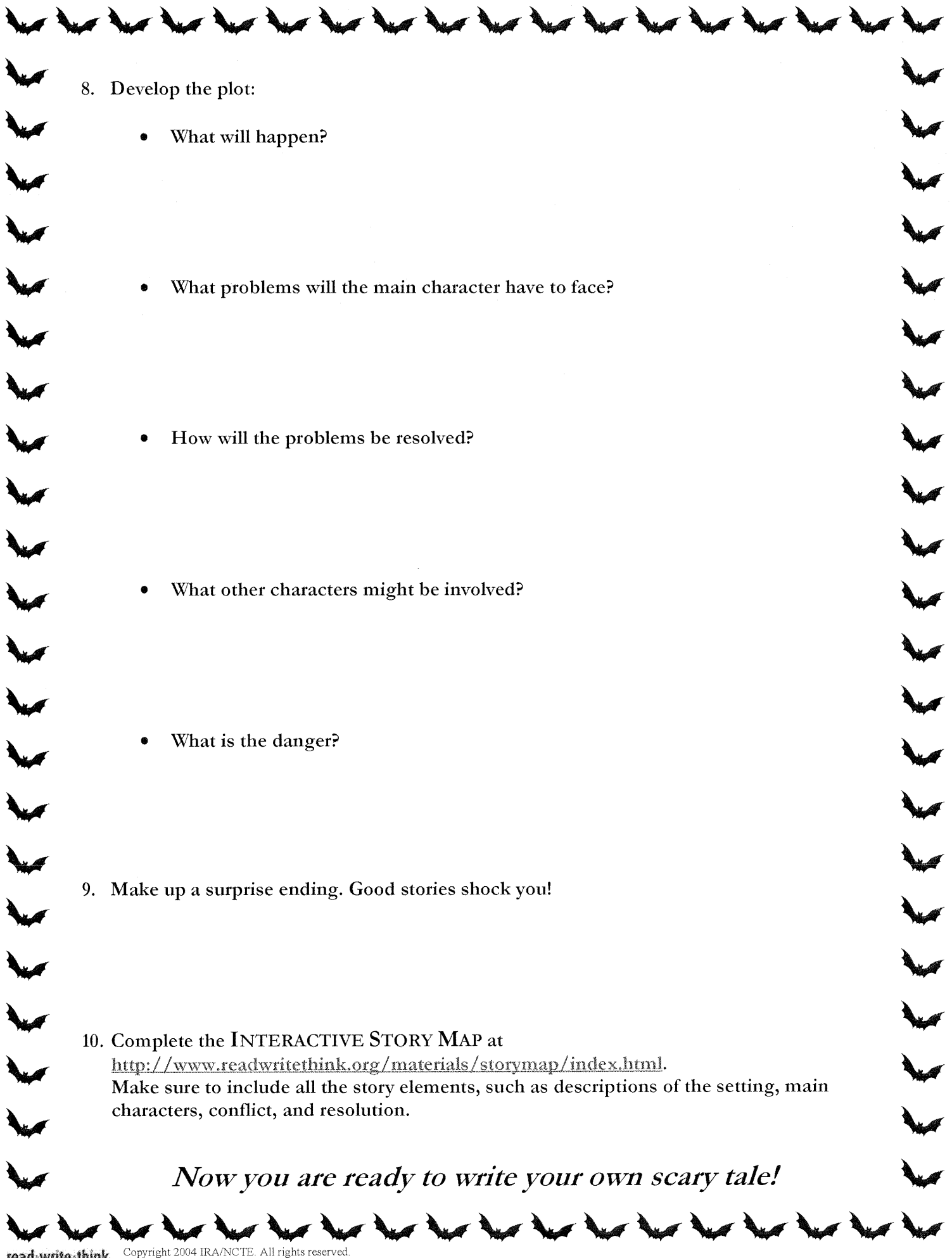
- Fill out the charts on characters, setting, plot, etc. List all the ideas you can think of. Then create a rough outline of your story – Lead, Middle, Conclusion.
- Write your rough draft (follow the writing policy- the rough draft has to be done by hand).
- Editing, Revision, Conferencing. (All revision and editing must be shown on your rough draft)
- Good Copy – must be typed, double spaced, 12-14 font, with a Title Page

Check the rubric attached to make sure that you are meeting all the requirements of the assignment. Be creative, use interesting details, make it sound realistic, check your work!



## HOW TO WRITE YOUR OWN SCARY STORY

1. Choose an interesting "what if." For example, what if you were trapped in a movie theater?
  2. Think about all the scary things that could happen in that situation. Then think about all the ways a person could get out of that terrifying situation.
  3. Who is the main character? Is it you or a fictional person?
  4. Choose a scary setting. Decide where and when your story takes place.
  5. How did the main character end up in the scary situation?
  6. Choose a bad guy or villain. Describe this character and how he or she will provoke fear in the story.
  7. Complete THE 5 WS OF SCARY STORY WRITING handout.
- 



8. Develop the plot:

- What will happen?
- What problems will the main character have to face?
- How will the problems be resolved?
- What other characters might be involved?
- What is the danger?

9. Make up a surprise ending. Good stories shock you!

10. Complete the INTERACTIVE STORY MAP at

<http://www.readwritethink.org/materials/storymap/index.html>.

Make sure to include all the story elements, such as descriptions of the setting, main characters, conflict, and resolution.

*Now you are ready to write your own scary tale!*

# CHARACTER DESCRIPTIONS ORGANIZER

**Directions:** In the story, find examples of what the main character and villain say, do, and think, and write them in the appropriate box. Then write a paragraph for each character stating what you have concluded about each.

	MAIN CHARACTER	VILLAIN
<b>WORDS &amp; QUOTES</b> (What the character says)		
<b>ACTIONS</b> (What the character does)		
<b>THOUGHTS</b> (What the character thinks)		

Summarize what the main character is like.

Summarize what the villain is like.

## Sample Character Traits

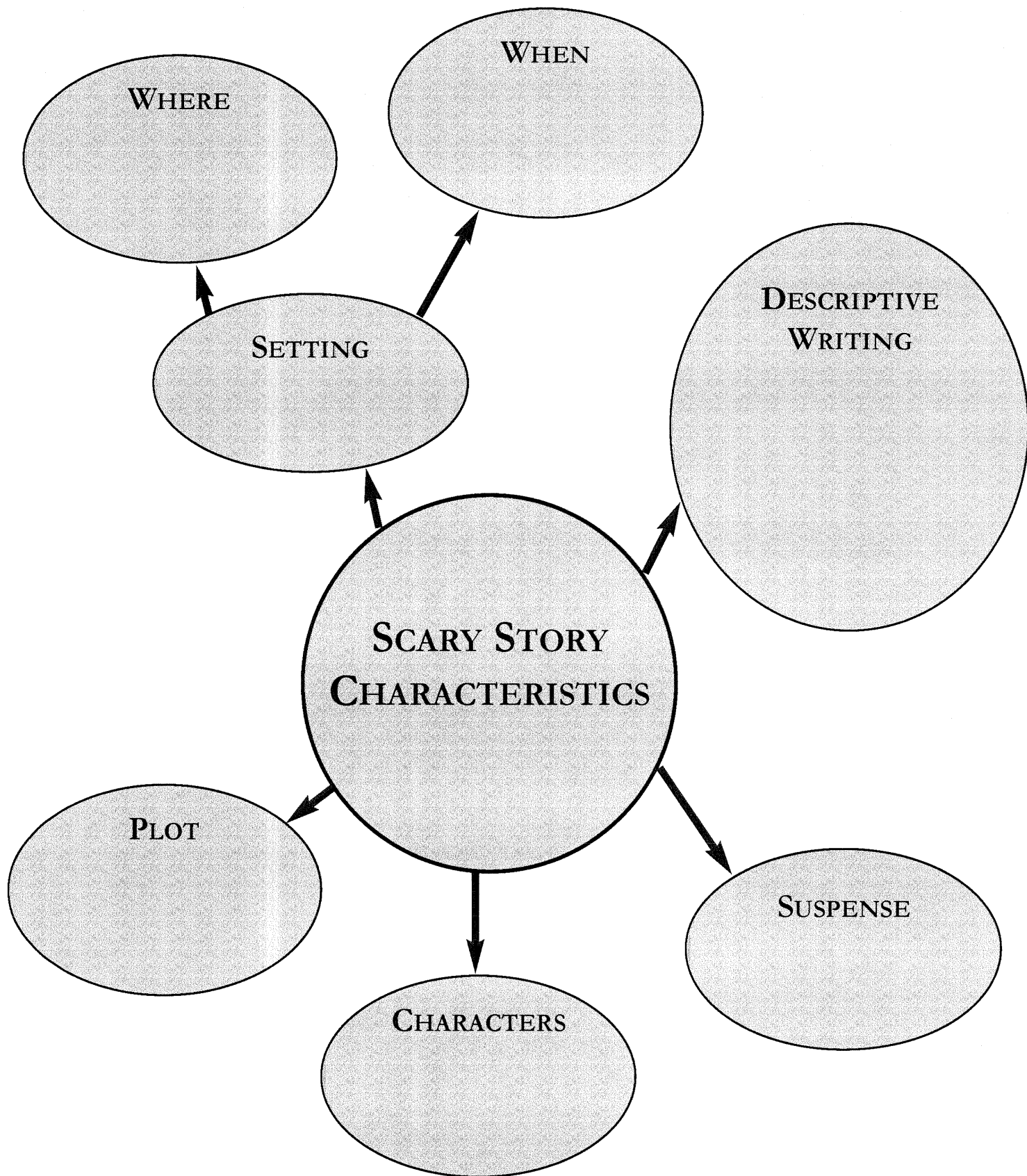
able	demanding	hopeless	restless
active	dependable	humorous	rich
adventurous	depressed	ignorant	rough
affectionate	determined	imaginative	rowdy
afraid	discouraged	impatient	rude
alert	dishonest	impolite	sad
ambitious	disrespectful	inconsiderate	safe
angry	doubtful	independent	satisfied
annoyed	dull	industrious	scared
anxious	dutiful	innocent	secretive
apologetic	eager	intelligent	selfish
arrogant	easygoing	jealous	serious
attentive	efficient	kindly	sharp
average	embarrassed	lazy	short
bad	encouraging	leader	shy
blue	energetic	lively	silly
bold	evil	lonely	skillful
bored	excited	loving	sly
bossy	expert	loyal	smart
brainy	fair	lucky	sneaky
brave	faithful	mature	sorry
bright	fearless	mean	spoiled
brilliant	fierce	messy	stingy
busy	foolish	miserable	strange
calm	fortunate	mysterious	strict
careful	foul	naughty	stubborn
careless	fresh	nervous	sweet
cautious	friendly	nice	talented
charming	frustrated	noisy	tall
cheerful	funny	obedient	thankful
childish	gentle	obnoxious	thoughtful
clever	giving	old	thoughtless
clumsy	glamorous	peaceful	tired
coarse	gloomy	picky	tolerant
concerned	good	pleasant	touchy
confident	graceful	polite	trusting
confused	grateful	poor	trustworthy
considerate	greedy	popular	unfriendly
cooperative	grouchy	positive	unhappy
courageous	grumpy	precise	upset
cowardly	guilty	proper	useful
cross	happy	proud	warm
cruel	harsh	quick	weak
curious	hateful	quiet	wicked
dangerous	healthy	rational	wise
daring	helpful	reliable	worried
dark	honest	religious	wrong
decisive	hopeful	responsible	young

# THE 5 Ws OF SCARY STORY WRITING

<p><b>WHO?</b></p> <p>Who are the main characters?</p> <p>How are they described in the story?</p>	
<p><b>WHAT?</b></p> <p>What is the scary story about?</p> <p>What is the problem and how is it resolved?</p>	
<p><b>WHEN?</b></p> <p>When does the story take place?</p>	
<p><b>WHERE?</b></p> <p>Where does the story take place?</p>	
<p><b>WHY?</b></p> <p>Why is the main character in danger?</p> <p>Why is there a problem?</p>	

# SCARY STORY CHARACTERISTICS WEB

(BLANK)



## WRITING RUBRIC

Assign a numerical value for each category, and then add up the values to obtain a total score.

	4	3	2	1
<b>Descriptive words</b>	Many descriptive words are used	Some descriptive words are used	Few descriptive words are used	Very few or no descriptive words are used
<b>Setting (where and when)</b>	Where and when are both fully developed	One part is developed more than the other	Neither where nor when are fully developed or one is left out	Neither where nor when are mentioned
<b>Plot (conflict and resolution)</b>	The plot is well developed and includes all parts	The plot is mostly developed, with a few parts left out	The plot is not fully developed and is missing a few major parts	The plot is not developed and is missing many major parts
<b>Characters</b>	Characters are described with vivid detail	Characters are described, but some details are left out	Characters are vaguely described with few details	Characters are not described
<b>Scare factor</b>	The story is very scary	The story is a little scary	The story is somewhat scary, but is too predictable	The story has no scary element at all
<b>Ending</b>	The ending is surprising and suspenseful	The ending is somewhat surprising	The ending is unoriginal	The ending is missing
<b>Writing mechanics</b>	Skillful use of mechanics	Very few errors in mechanics	Some errors in mechanics	Many significant errors in mechanics

Score = \_\_\_\_\_ /28, or \_\_\_\_\_ %



NAME: \_\_\_\_\_

DATE: \_\_\_\_\_

## REFLECTIONS ON MY SCARY STORY

Rate your book on a Scare Meter. How much did your story scare you?



Was your story scary? Why or why not?

Complete the **after** column on the **GOOSEBUMPS ANTICIPATION GUIDE**. Compare your answers this time to the **before** answers. Did any answers change?

Discuss where authors get their ideas, what you learned from this lesson, and what the connection is between reading and writing.